



## iOS Mobile-Device Instructions

# iOS Mobile-Device Instructions

---

- 2..... **Browse and Check Out**
- 3..... **Read Online in Your Mobile Browser**
- 4..... **Read Offline Through the App**
- 5..... **Download and Manage Checked-Out Magazines in Your App**
- 6..... **Check Out Additional Magazines**

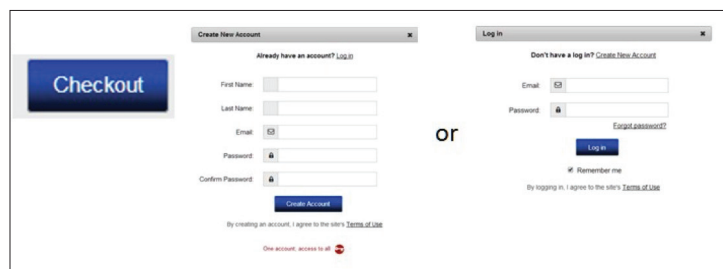
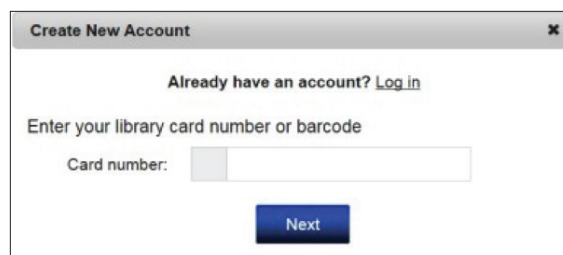
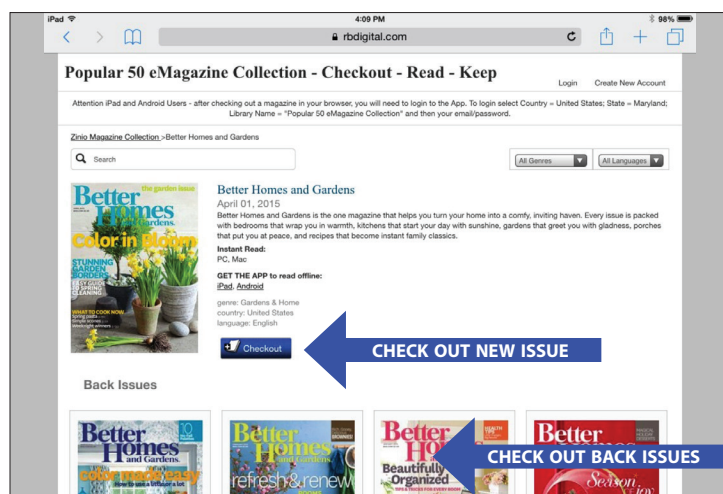
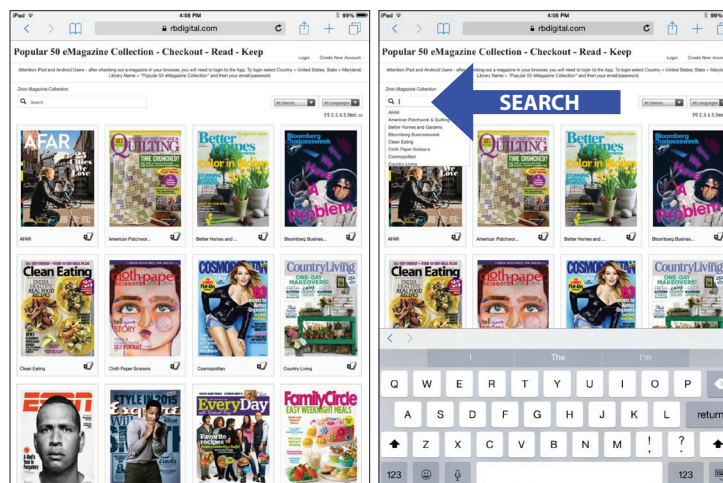
Browse — Check Out — Read — Keep

## Browse and Check Out

Browsing and checkouts occur in your Zinio for Libraries online browser.

1. **BROWSE** magazines to add to your personal Zinio for Libraries viewer account.
2. **SEARCH** by genre, title, alphabetical listing or keyword.
3. **CLICK ON CURRENT COVER** to view magazine details for current or back issues (as available).
  - a. Check out new issues or back issues.
  - b. Enjoy unlimited checkouts.
  - c. Opt-in to be notified by email when new issues are added to your magazine collection.
4. **CHECK OUT AND LOG IN**  
Click the **Checkout** button and either **Create Account** or **Log In**.

**Note:** A Zinio for Libraries collection account is required to check out and keep magazines as long as you wish.



## Read Online in Your Mobile Browser

### 1. READING ONLINE

Instantly read magazines from within your library's Zinio for Libraries collection site.


### 2. NAVIGATE THE ISSUE

View the entire publication cover to cover with the navigation buttons at the right and left of the viewer.

- Flip page by page.
- Show pages on left with viewer on right of screen.
- Use the navigation toolbar on the left to show the contents page, thumbnails and print option.

### 3. RETURN TO LIBRARY COLLECTION/ MAGAZINE-DETAIL-PAGE TAB

To check out additional magazines, return to your public library collection tab.



## Read Offline Through the App

### Install the App and Log In.

#### 1. INSTALL THE APP

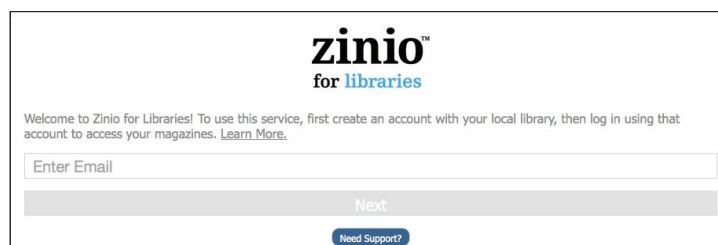
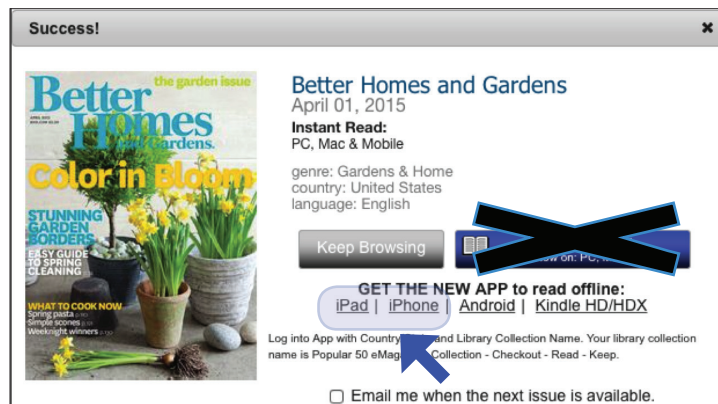
Click the direct link from the checkout screen and follow the onscreen install instructions.

#### 2. ACTIVATE AND LOG IN

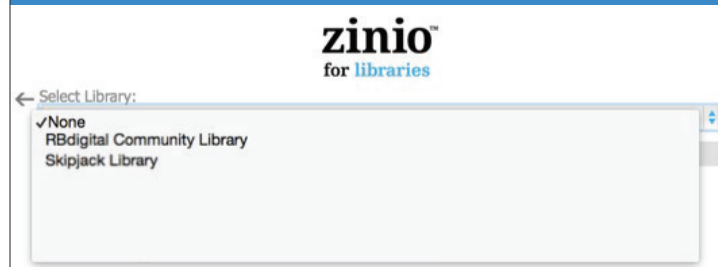
Log in with the same library collection credentials used to check out the magazines:

- Username (email)
- Password

**Note:** If you have more than one Zinio for Libraries account at different libraries, you will select your home library before entering your password.



**Note:** If you have more than one Zinio for Libraries account at different libraries, you will select your home library before entering your password.



## Download and Manage Checked-Out Magazines in Your App

### 1. DOWNLOAD YOUR MAGAZINES

All magazines checked out to your personal Zinio for Libraries account will be available in your app.

- Make sure you are connected to the Internet.
- Touch the magazine cover to download.
- Once fully downloaded, the magazine may be read offline.
- You must stay logged in to the app when you go offline.

### 2. EDIT YOUR PERSONAL ZINIO FOR LIBRARIES COLLECTION


Edit collection by deleting unwanted magazine issues. Magazines will be removed from your Zinio for Libraries collection both in the app and online.

### Read full graphic pages.

- Read page by page.
- Tap header to go to menu:
  - Overview
  - Table of contents
  - Bookmarks

### Read full text pages.

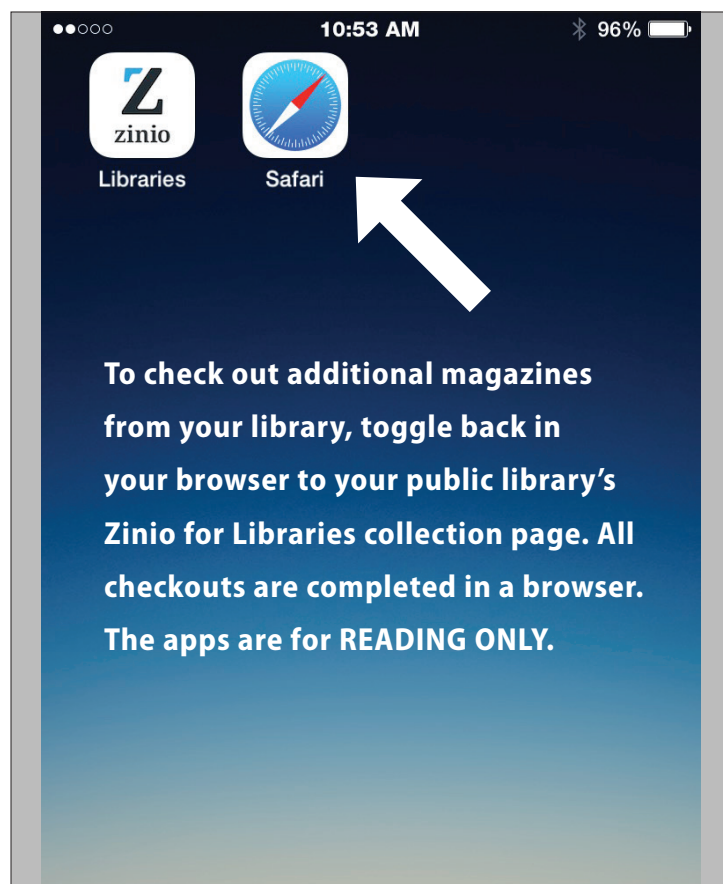
- Read articles in TEXT format by selecting option from header or footer.
- Adjust font size.



## Check Out Additional Magazines

**All checkouts are completed in your browser.**

1. Minimize your app by clicking the home button on your device.
2. Your app icon will appear in your dashboard.
3. Select your browser. (Safari is the recommended browser for iOS devices.)
4. Return to your public library's Zinio for Libraries collection and check out additional magazines.
5. Checked-out magazines will automatically synchronize with your app.
6. Return to your app to download and read your magazines.



**Need additional help?**  
**Ask at your reference desk or**  
**click on the HELP link on your**  
**library collection page.**  
**Thank you for enjoying Zinio for Libraries!**

