



# Desktop PC – Mac Instructions

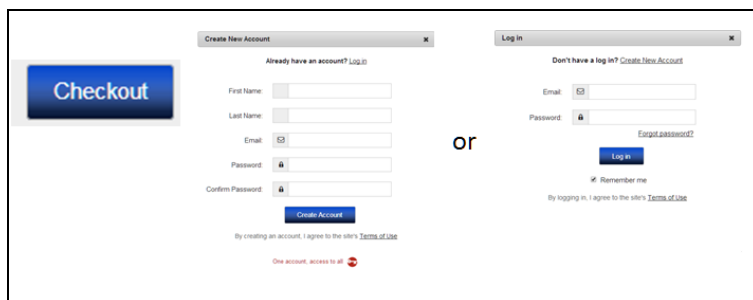
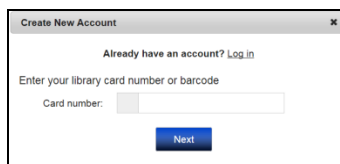
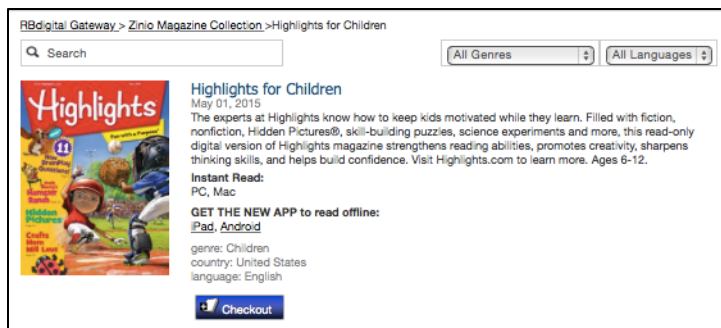
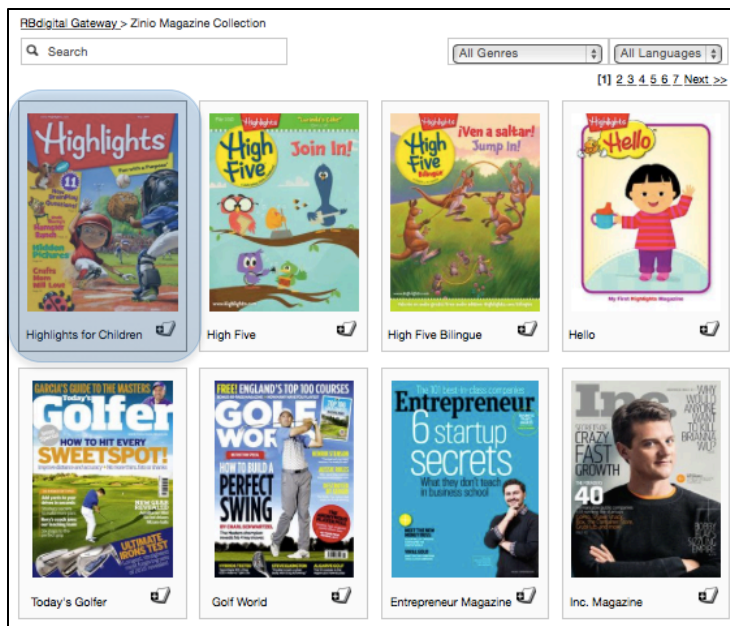
Single Account – Browse – Check Out – Read – Download – Keep

# Browse and Check Out

## Browse Collection.

1. **BROWSE** magazines to add to your personal Zinio for Libraries viewer account.
2. **SEARCH** by genre, title, alphabet or keyword.
3. **CLICK ON CURRENT COVER** to view magazine details for current or back issues (as available).
  - a. Check out the newest issue or back issues.
  - b. Enjoy unlimited checkouts.
  - c. Opt-in to be notified by email when new issues are added to your magazine collection.
4. **CHECK OUT AND LOG IN** — Click the Checkout button and either Create New Account or Log In.
 

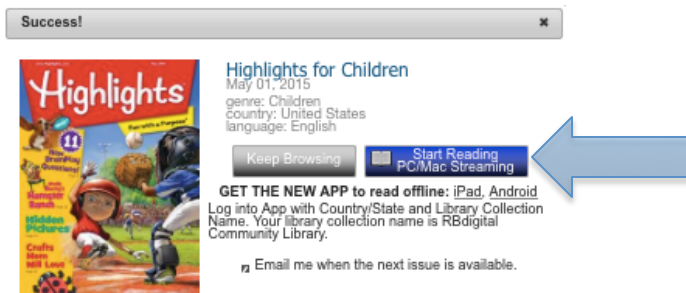
(Note: a Library Collection Account is required to check out and keep magazines as long as you wish.)



# Read Online or Download to Apps

## Success! You can Start Reading.

1. **KEEP BROWSING** to select additional magazines to add to your personal reading collection.
2. **START READING** instantly in your PC or Mac browser.



## Reading Online in Browser

1. **READING ONLINE** — PC or Mac users may instantly read magazines from within their library collection site.
2. **NAVIGATE THE ISSUE** — Flip pages and view the entire publication cover to cover with the navigation buttons at the right and left of the viewer.
  - a. Flip page by page.
  - b. Show pages on left with viewer on right of screen.



**Note: Online Streaming is ONLY available on PC and Macintosh computers.**



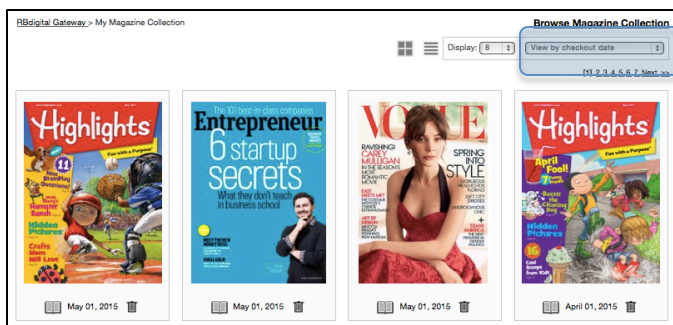
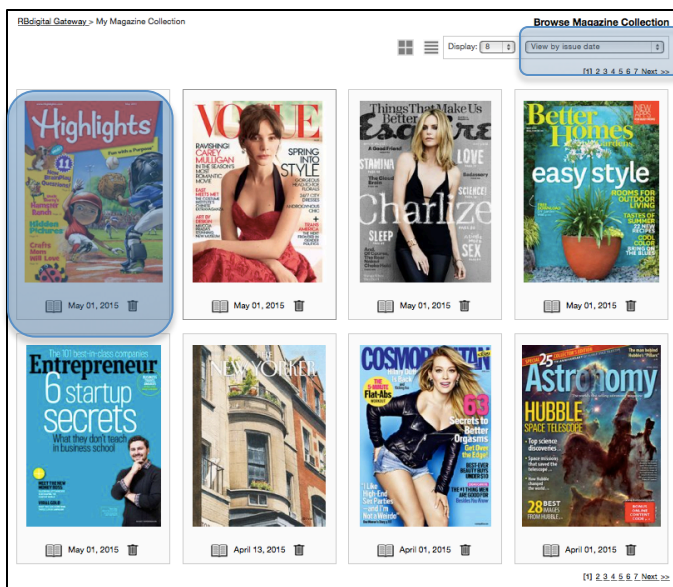
3. **RETURN TO LIBRARY COLLECTION / MAGAZINE DETAIL PAGE TAB** — To check out additional magazines, return to your public library collection tab.



# Manage Checked-Out Magazines

## My Magazine Collection

1. **MANAGE YOUR MAGAZINES** — Read magazines from within your reading collection. Select the **My Collection** link to access all previously checked-out magazines.
2. **My Collection** — Instantly read magazines in your browser.
  - a. Click on the magazine cover or the Read Now icon.
  - b. Select the Display preference in magazine-cover or list mode.
  - c. Select the number of magazines displayed (8, 12, 16, 40 or 100 magazines at a time).
  - d. View your personal collection by issue date, checkout date or specific publication.
  - e. Remove any unwanted issues by selecting the trash icon.



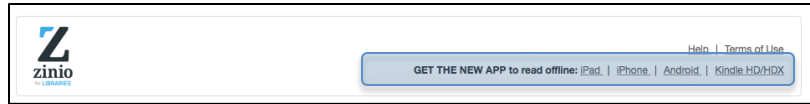
# Download to Apps

## Reading with Mobile Devices

- 3. READING WITH MOBILE DEVICES —**  
Enhance your reading experience with mobile device apps, including those for iPad and iPhone, Android, Kindle Fire/HD/HDX

NOTE: (Kindle Fire app requires enabling your device to accept apps from “other” non-Kindle Store sources).

- 3. MOBILE APPS** require a downloaded edition of the magazine. Access your app store directly or from the links provided on the library collection page.



**To check out additional magazines from your library, toggle back in your browser to your library collection page. All checkouts are completed in a browser. The apps are for READING ONLY.**

**Need additional help? Ask at your reference desk or click on the HELP link on your library collection page.  
Thank you for enjoying Zinio for Libraries!**